



Part Number : [705430001](#)

Product Description : 2.54mm Pitch SL Header, Single Row, Vertical, 3.05mm Pocket, Shrouded, 2 Circuits, 0.38µm Gold (Au) Selective Plating, Tin (Sn) PC Tail Plating

Series Number : 70543

Status : Active

Product Category : PCB Headers and Receptacles

Engineering Number : A-70543-0001



Documents & Resources

Drawings

[705430001_sd.pdf](#)

[PK-70873-0014-001.pdf](#)

3D Models and Design Files

[STEP AP242](#)

[SOLIDWORKS](#)

[Creo](#)

[Symbol and Footprint \(Multi-Format\)](#)

Specifications


[PS-70400-001.pdf](#)

[PS-70541-001.pdf](#)

[TS-70541-100-001.pdf](#)

Product Environment Compliance

Compliance

GADSL/IMDS	Compliant with Exemption 44; 34; 33
China RoHS	 per SJ/T 11365-2006
EU ELV	Not Relevant
Low-Halogen Status	Not Low-Halogen per IEC 61249-2-21

REACH SVHC	Not Contained per D(2025)4165-DC (25 June 2025)
EU RoHS	Compliant per EU 2015/863

Compliance Statements

- EU RoHS
- REACH SVHC
- Low-Halogen

Industry Documents

- IPC 1752A Class C
- IPC 1752A Class D
- Molex Product Compliance Declaration
- IEC-62474
- chemSHERPA (xml)

Substances of Interest

- PFAS

EU RoHS Certificate of Compliance

Additional Product Compliance Information

Part Details

General

Status	Active
Category	PCB Headers and Receptacles
Series	70543
Description	2.54mm Pitch SL Header, Single Row, Vertical, 3.05mm Pocket, Shrouded, 2 Circuits, 0.38µm Gold (Au) Selective Plating, Tin (Sn) PC Tail Plating
Application	Signal, Wire-to-Board
Component Type	PCB Header
Product Name	SL
UPC	800753597884

Agency

CSA	LR19980
UL	E29179

Electrical

Current - Maximum per Contact	3.0A
Voltage - Maximum	250V

Physical

Breakaway	No
Circuits (Loaded)	2
Circuits (maximum)	2
Color - Resin	Black
Durability (mating cycles max)	50
First Mate / Last Break	No
Flammability	94V-0
Glow-Wire Capable	No
Guide to Mating Part	No
Keying to Mating Part	None
Lock to Mating Part	Yes
Material - Metal	Brass, Phosphor Bronze
Material - Plating Mating	Gold
Material - Plating Termination	Tin
Material - Resin	High Temperature Thermoplastic
Net Weight	0.484/g
Number of Rows	1
Orientation	Vertical
Packaging Type	Tube
PCB Locator	No
PCB Retention	None
PCB Thickness - Recommended	1.60mm
PC Tail Length	3.30mm
Pitch - Mating Interface	2.54mm
Pitch - Termination Interface	2.54mm
Plating min - Mating	0.381µm
Plating min - Termination	1.905µm
Polarized to Mating Part	Yes
Shrouded	Fully
Stackable	No

Temperature Range - Operating	-40° to +105°C
Termination Interface Style	Through Hole

Solder Process Data

Max-Duration	3
Lead-Free Process Capability	WAVE
Max-Cycle	1
Max-Temp	260



Mates With / Use With

Mates with Part(s)

Description	Part Number
SL Single Row Crimp Housings and CPA Retainers	<u>70066</u>
SL Single Row Female Insulation Displacement Connector Assemblies	<u>70400</u>
SL Single Row Female Receptacles	<u>70430</u>

Looking for pricing, stock, or lifecycle information?

Click below to explore more details on WIN SOURCE:

-  [View 70543-0001 on WIN SOURCE](#)
-  [Molex, LLC Information](#)

Optimize Your Supply Chain with WIN SOURCE Solutions

-  Global Sourcing Solution
-  Obsolete Management
-  Cost Control Management
-  Shortage Management
-  Alternative Solution
-  Excess Inventory Management