



# THE DATASHEET OF P0420NLT



# SMT Common Mode Chokes

1.22A to 14.0 A



- ⚙ Solutions based on impedance, size and current
- ⚙ Designed for DC/DC converters
- ⚙ Wide variety of inductor sizes and current ratings available
- ⚙ **Dielectric strength:** 1000V<sub>RMS</sub> (380V<sub>rms</sub> continuous)

Electrical Specifications @ 25°C - Operating Temperature -40°C to +120°C<sup>3</sup>

Part Number	Inductance (mH±35%)	I <sub>rated</sub> <sup>1</sup> (A)	DCR (MAX) (mΩ)	Curve (see # below)	Package	Weight (Grams)	Quantity In Tube	Quantity In Reel
P0502NL	0.47	14.0	8	9	Big Foot	14.8	15	75
P0469NL	0.63	11.6	10	7	Big Foot	14.3	20	75
P0429NL	0.81	9.70	14	6	Big Foot	13.5	20	75
P0527NL	0.53	7.20	15	8	HCCI-68	7.7	15	100
P0353NL	0.59	5.60	21	7	LCCI-50	5.2	30	200
P0422NL	0.77	4.70	40	6	LCCI-50	4.9	30	200
P0421NL	0.22	3.30	60	5	LCCI-50	4.7	30	200
P0420NL	1.32	3.30	60	4	LCCI-50	4.6	30	200
P0351NL	1.47	2.80	80	3	LCCI-50	4.3	30	200
P0473NL	0.88	1.63	110	2	Polecat	1.5	35	500
P0354NL	1.17	1.22	200	1	Polecat	1.4	35	500

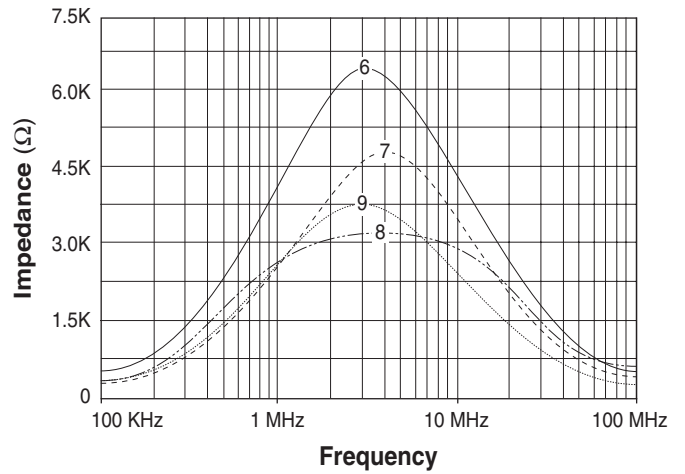
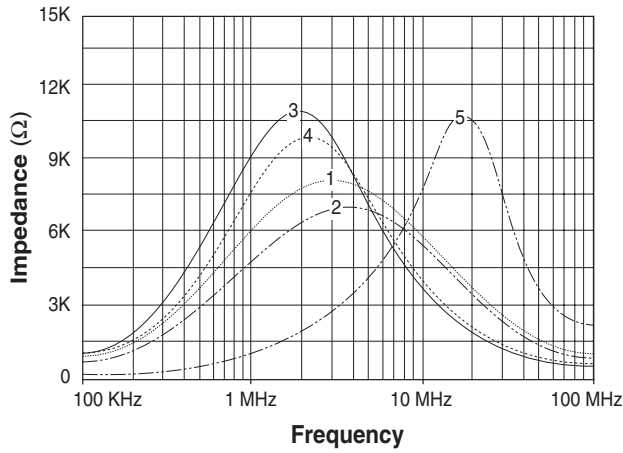
## Notes:

1. The current rating (I<sub>rated</sub>) is based upon the temperature rise of the component and represents the rms current which will cause a typical temperature rise of 55C with 50LFM forced cooling.
2. Optional Tape & Reel packaging can be ordered by adding a "T" suffix to the part number (i.e. P0502 becomes P0502T). Pulse complies to industry standard tape and reel specification EIA481.
3. The temperature of the component (ambient plus temperature rise) must be within the stated operating temperature range.

# SMT Common Mode Chokes

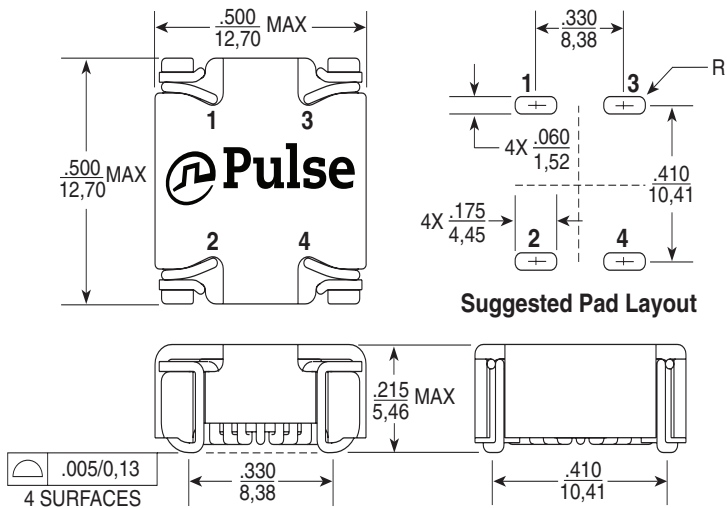
1.22A to 14.0 A

## Impedance Curves

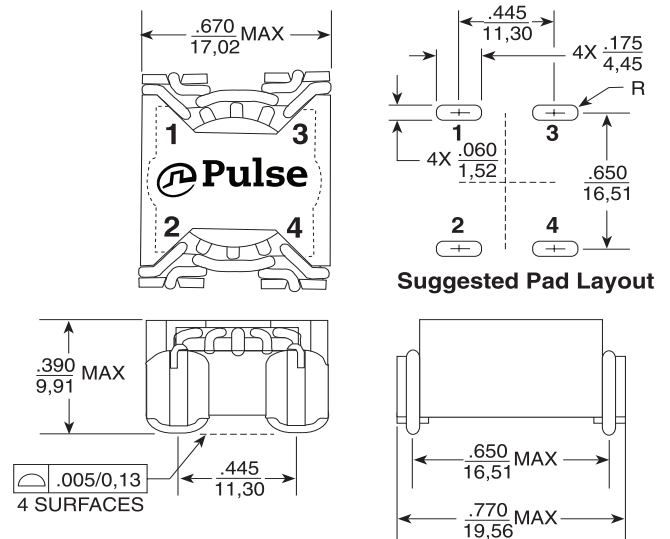


## Mechanicals

### Polecat

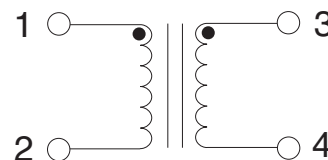


### LCCI-50



**Dimensions:** Inches  
mm  
Unless otherwise specified,  
all tolerances are:  $\pm \frac{.005}{0.13}$

## Schematic

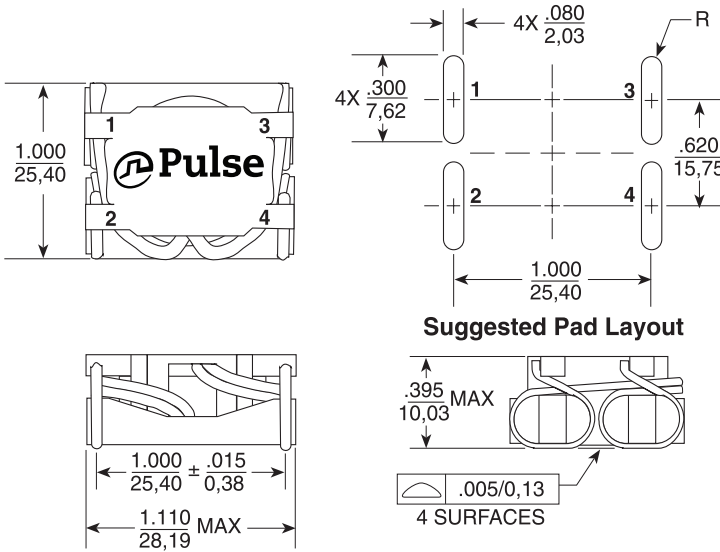


# SMT Common Mode Chokes

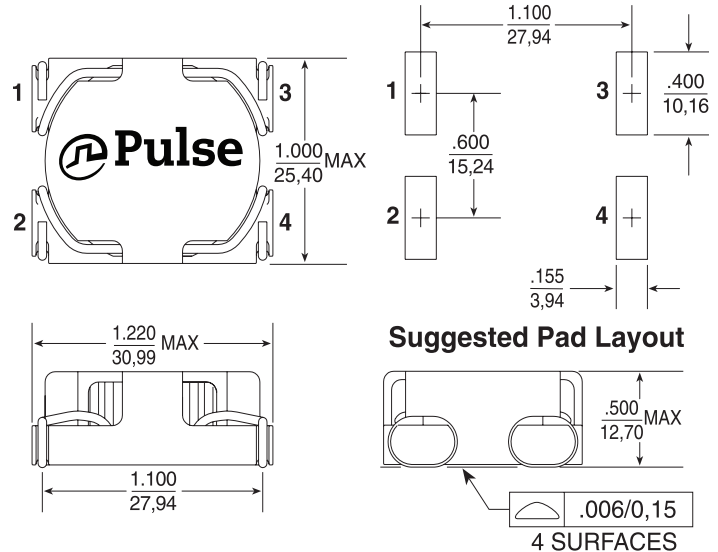
1.22A to 14.0 A

## Mechanicals

### HCCI-68

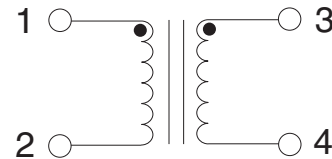


### Big Foot



**Dimensions:**  $\frac{\text{Inches}}{\text{mm}}$   
Unless otherwise specified,  
all tolerances are:  $\pm \frac{.005}{0,13}$

### Schematic



## For More Information

### Pulse Worldwide Headquarters

15255 Innovation Drive Ste 100  
San Diego, CA 92128  
U.S.A.

### Pulse Europe

Pulse Electronics GmbH  
Am Rottland 12  
58540 Meinerzhagen  
Germany

### Pulse China Headquarters

Pulse Electronics (ShenZhen) CO., LTD  
D708, Shenzhen Academy of  
Aerospace Technology,  
The 10th Keji South Road,  
Nanshan District, Shenzhen,  
P.R. China 518057

### Pulse North China

Room 2704/2705  
Super Ocean Finance Ctr.  
2067 Yan An Road West  
Shanghai 200336  
China

### Pulse South Asia

3 Fraser Street 0428  
DUO Tower  
Singapore 189352

### Pulse North Asia

1F., No.111 Xiyuan Road  
Zhongli District  
Taoyuan City 32057  
Taiwan (R.O.C)

Tel: 858 674 8100  
Fax: 858 674 8262

Tel: 49 2354 777 100  
Fax: 49 2354 777 168

Tel: 86 755 33966678  
Fax: 86 755 33966700

Tel: 86 21 62787060  
Fax: 86 2162786973

Tel: 65 6287 8998  
Fax: 65 6280 0080

Tel: 886 3 4356768  
Fax: 886 3 4356820

Performance warranty of products offered on this data sheet is limited to the parameters specified. Data is subject to change without notice. Other brand and product names mentioned herein may be trademarks or registered trademarks of their respective owners. © Copyright, 2019. Pulse Electronics, Inc. All rights reserved.

## Looking for pricing, stock, or lifecycle information?

Click below to explore more details on WIN SOURCE:

 [View P0420NLT on WIN SOURCE](#)

 [Pulse Information](#)

## Optimize Your Supply Chain with WIN SOURCE Solutions

-  Global Sourcing Solution
-  Obsolete Management
-  Cost Control Management
-  Shortage Management
-  Alternative Solution
-  Excess Inventory Management