




**THE DATASHEET OF  
W04M**



# W005M - W10M

Single Phase 1.5 AMPS. Silicon Bridge Rectifiers

**WOB**

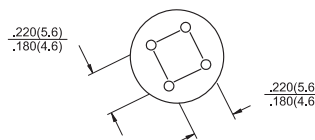
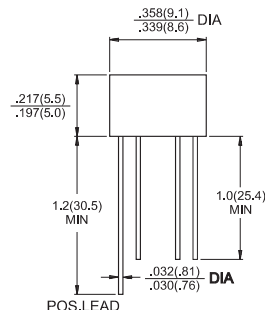


## Features

- ✧ UL Recognized File # E-96005
- ✧ Surge overload ratings to 40 amperes peak
- ✧ Ideal for printed circuit board
- ✧ Reliable low cost construction technique results in inexpensive product
- ✧ High temperature soldering guaranteed:  
260 °C / 10 seconds / 0.375" ( 9.5mm )  
lead length at 5 lbs. ( 2.3 Kg ) tension

## Mechanical Data

- ✧ Case: Molded plastic
- ✧ Lead: Solder plated
- ✧ Polarity: As marked
- ✧ Weight: 1.10 grams



Dimensions in inches and (millimeters)

## Maximum Ratings and Electrical Characteristics

Rating at 25°C ambient temperature unless otherwise specified.

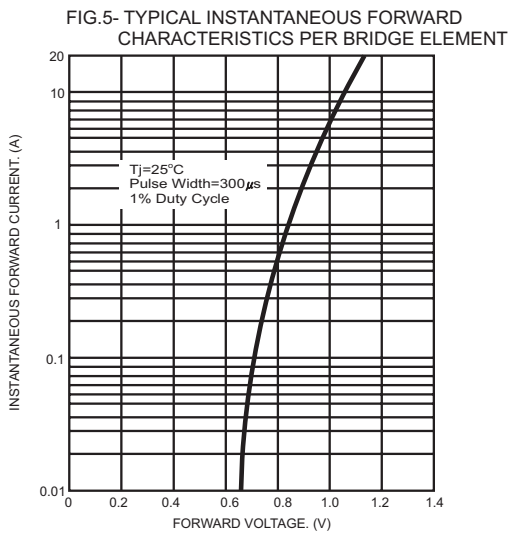
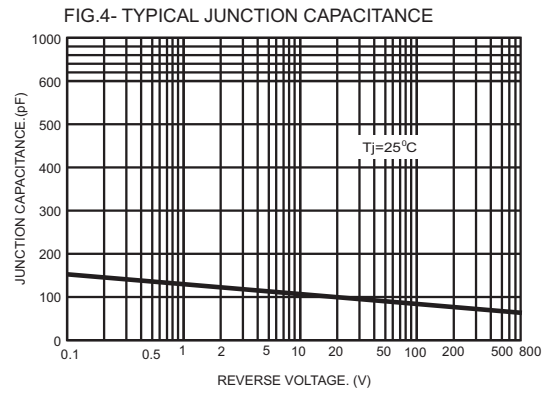
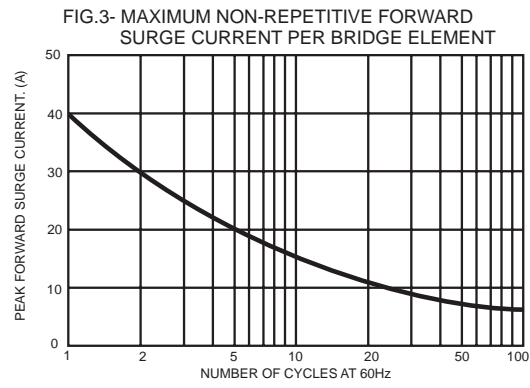
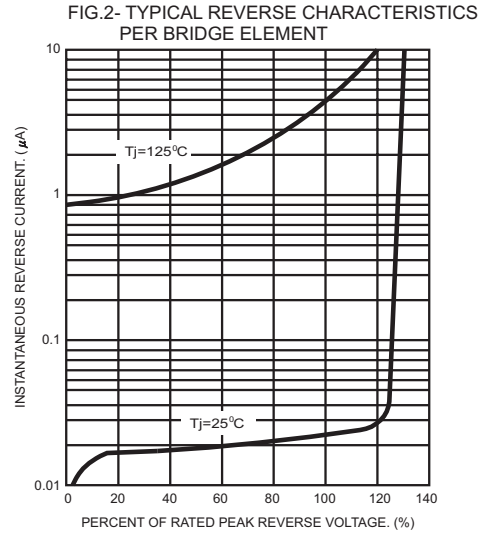
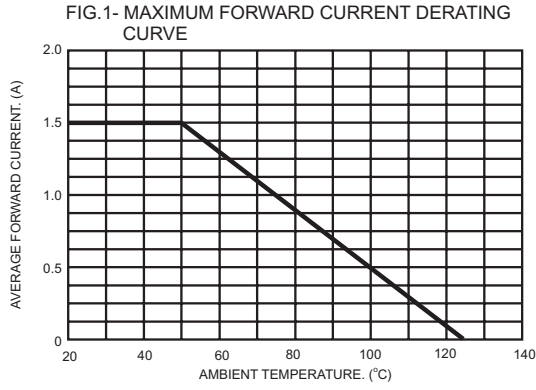
Single phase, half wave, 60 Hz, resistive or inductive load.

For capacitive load, derate current by 20%

Type Number	Symbol	W005M	W01M	W02M	W04M	W06M	W08M	W10M	Units
Maximum Recurrent Peak Reverse Voltage	$V_{RRM}$	50	100	200	400	600	800	1000	V
Maximum RMS Voltage	$V_{RMS}$	35	70	140	280	420	560	700	V
Maximum DC Blocking Voltage	$V_{DC}$	50	100	200	400	600	800	1000	V
Maximum Average Forward Rectified Current @ $T_A = 50^\circ\text{C}$	$I_{(AV)}$	1.5							A
Peak Forward Surge Current, 8.3 ms Single Half Sine-wave Superimposed on Rated Load (JEDEC method )	$I_{FSM}$	40							A
Maximum Instantaneous Forward Voltage @ 1.5A	$V_F$	1.0							V
Maximum DC Reverse Current @ $T_A=25^\circ\text{C}$ at Rated DC Blocking Voltage @ $T_A=125^\circ\text{C}$	$I_R$	10 500							uA uA
Typical thermal Resistance (Note)	$R_{\theta JA}$ $R_{\theta JL}$	36 13							$^\circ\text{C/W}$
Operating Temperature Range	$T_J$	-55 to +125							$^\circ\text{C}$
Storage Temperature Range	$T_{STG}$	-55 to +150							$^\circ\text{C}$

Note: Thermal Resistance from Junction to Ambient and from Junction to Lead Mounted on P.C.B. at 0.375" (9.5mm) Lead Lengths with 0.4" x 0.4" (10mm x 10mm) Copper Pads.

### RATINGS AND CHARACTERISTIC CURVES (W005M THRU W10M)



## Looking for pricing, stock, or lifecycle information?

Click below to explore more details on WIN SOURCE:

- ⊖ [View W04M on WIN SOURCE](#)
- ⊖ [GeneSiC Semiconductor Information](#)

## Optimize Your Supply Chain with WIN SOURCE Solutions

- ✓ Global Sourcing Solution
- ✓ Obsolete Management
- ✓ Cost Control Management
- ✓ Shortage Management
- ✓ Alternative Solution
- ✓ Excess Inventory Management